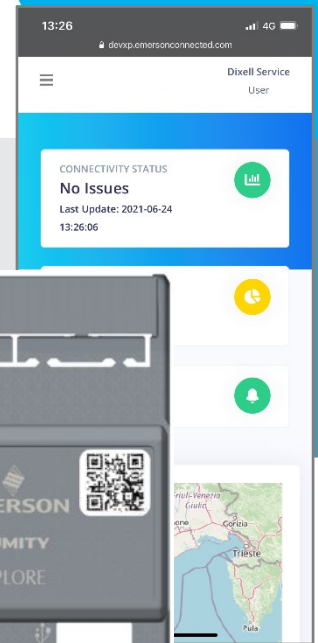


Preliminary version

Lumity™ Foodservice Data Management Cloud

Registration and Configuration Guide

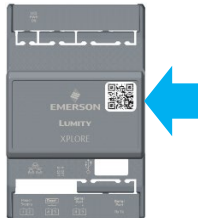


1. Portal registration

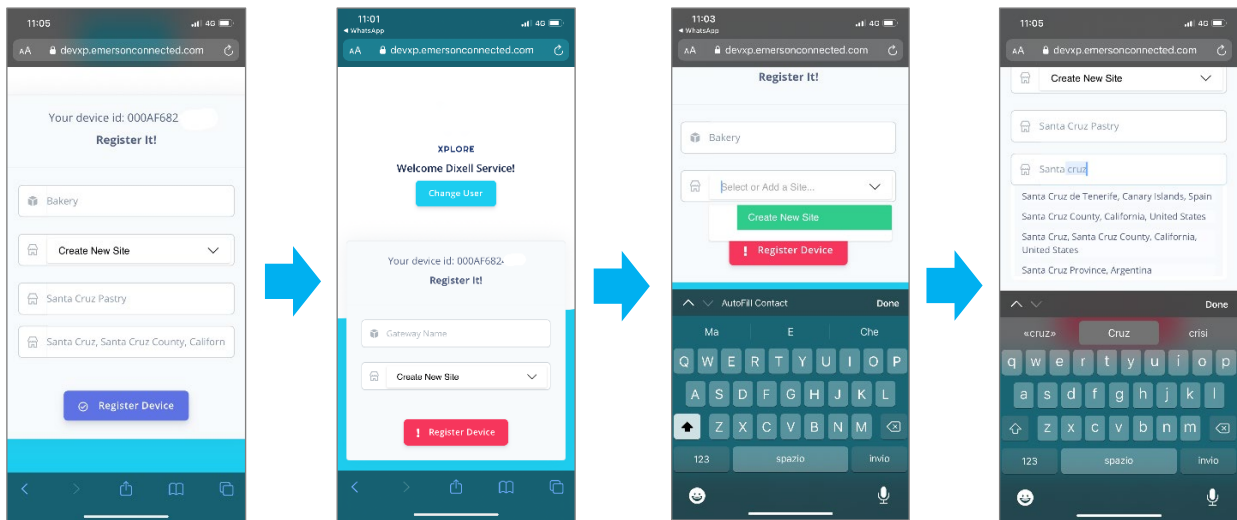
- Navigate to <https://xplore.emersonconnected.com/>
- Click on Sign up now link to create a new account
- Follow the steps for the registration (including code verification)

2. Gateway registration

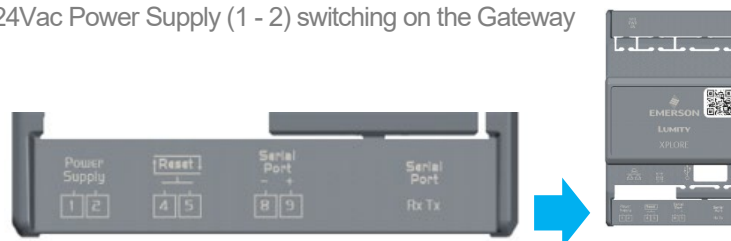
- Scan the QR Code



- Open the link and proceed with the Gateway registration



- Connect RS485 (8 - 9) and 24Vac Power Supply (1 - 2) switching on the Gateway

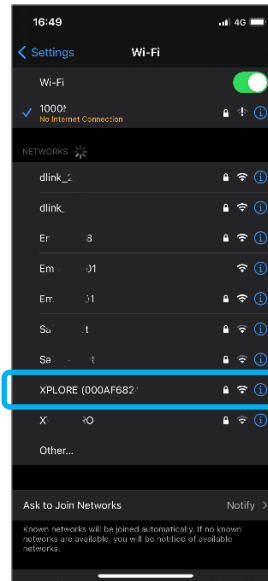


3. Wi-Fi configuration

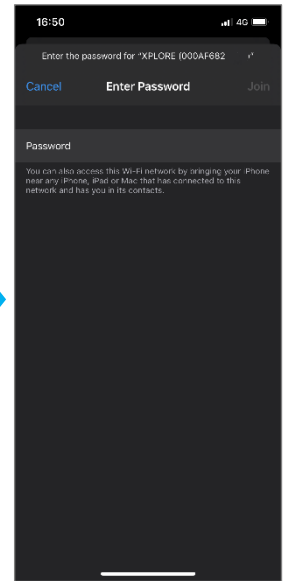
iOS devices
will automatically open the Gateway Wi-Fi Configuration page

Android devices
open a browser and enter: <http://xplore> to show the configuration page

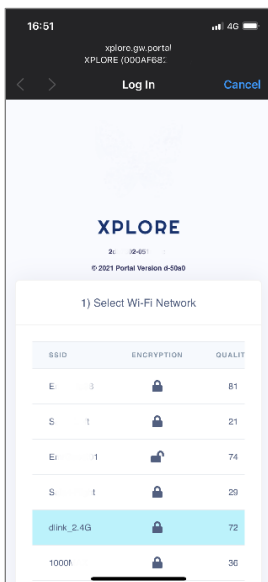
Search for Wi-Fi Network "XPLORE (Gateway ID)"



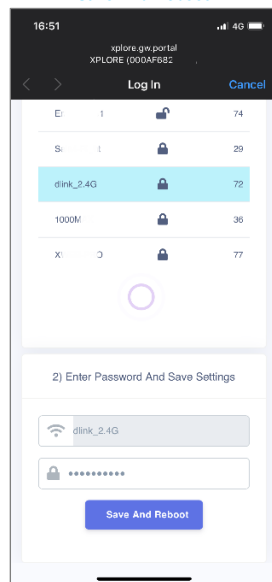
Connect to the Wi-Fi with fixed password: **password**



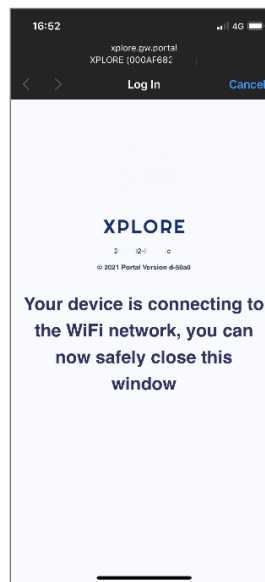
Select Wi-Fi network from the list



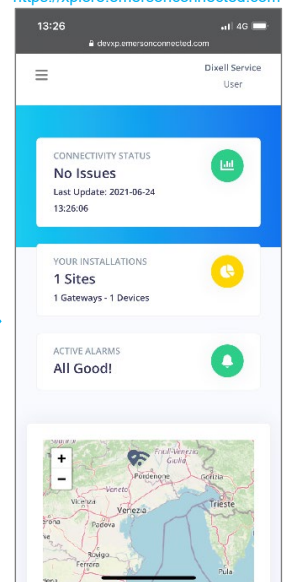
Enter Wi-Fi password and tap on "Save And Reboot"



The gateway has been configured and it is available in a few minutes



You can now reach your device at the URL <https://xplore.emersonconnected.com>



4. Troubleshooting

What happens if my gateway has a wrong Wi-Fi password? Make a short circuit between PINs 4-5 while the Gateway is normally running. After a few seconds, the device will restart in Access Point Mode and you will be able to reconnect as mentioned in Wi-Fi Configuration section.

I have lost connection with the Gateway Access Point while I was setting it up. Why? Access Point Mode is active lasting 10 minutes, after this time the Access Point is automatically switched off for security reasons. If your gateway is new (no settings), simply power cycle it and the procedure will restart. Otherwise, you can make the short circuit between PINs 4-5 and wait for the Access Point mode to be available again.

I don't understand what are the information required to register a new gateway. What is Gateway Name and Site Name? A site is a collection of Gateways, for every site you can have multiple gateways, thus the site is the entity that describes the place where the Gateway is installed. For this reason, every gateway and every site have a name to be better identified while navigating on the XPLORE portal.

No Subscription Found. The user is not allowed registering a new account: The account you are using to register the Gateway has not been activated by the portal administrators. Please contact the provider of the service to activate your account to be enabled.

The user `example@domain.com` is not allowed registering a new account. No Subscription Found.

Emerson Commercial & Residential Solutions
Dixell S.r.l. - Z.I. Via dell'Industria, 27 - 32016 Alpagò (BL) ITALY - Tel. +39.0437.9833 r.a. - Fax +39.0437.983313
climate.emerson.com/en-gb/brands/Dixell - Dixell@Emerson.com